



BE INSPIRED

GARAGE DOOR RANGE "AT A GLANCE"

AUGUST 2008



# "Be Inspired..."



## Welcome!!

Welcome to Cardale's "At a glance guide" containing an inspirational range of high quality doors. Cardale is British owned and has been manufacturing Garage Doors for over forty years. We're sure you'll find exactly the right door for your home amongst Cardale's stylish range - no one offers more choice!

These doors represent the best, not only in looks, but also in terms of safety, security and durability, and Cardale has no doubt that in years to come, you'll still be as happy with your Cardale door as the day it was installed.

## Not sure what style??

Visit Cardale's 'Try a Door' at [www.tryadoor.com](http://www.tryadoor.com) to see how any door from Cardale's wide range will look either on one of the six house styles, or even better, on a photo of your own home. Invaluable if you have trouble making up your mind, or if you can't imagine the impact a new door will make to your home!



## Where to buy??

Cardale doors are available through a network of independent garage doors specialists who will be able to provide full details and prices for our range. Visit [www.cardale.com](http://www.cardale.com) or call : **0800 581082** for details of your nearest distributor. Amongst the distributors are those achieving Gold standard - visit [www.golddistributor.co.uk](http://www.golddistributor.co.uk) or [www.cardale.com](http://www.cardale.com) for your nearest Gold Distributor.



## Your choice!!

This quick guide showcases "at a glance" the entire range of styles available. The guide is sectioned by each type of operating gear:

### Roller Gear Pages 5



Single and double sized doors

### Up & Over Canopy and Retractable Gear Pages 6-11



Single sized doors



Single and double sized doors

### Side Hinged Gear Pages 12-13



Single sized doors & personnel doors



...Add security and value to your home with Cardale"







# ALUMINIUM INSULATED ROLLER DOORS

The clean lines of Thermaglaze are attractive in any setting. The colourful choice of finishes provide either an accent or complement to existing finishes. Thermaglaze is a high performance door designed to give thermal and acoustic insulating properties much higher than the average garage door.

Thermaglaze is a CE marking and building regulations compliant garage door. It conforms to: BSEN13241-1:2003 applicable from 1st May 2005. CEN. The Machinery Directive and the Construction Products Directive.

## FEATURES

- Remote control as standard
- Insulated aluminium lath design with vision lath option
- Vertical travel - park right up to the door
- Built-in alarm, sounds if the bottom of the door is forced up
- Auto-positive locking with anti-lift geometry locking straps
- Control unit with open/close buttons and courtesy light
- Safe edge "stop and reverse" obstruction detector
- Infra-red 'magic eye' safety sensor option
- Maximises drive-through access
- Compact when coiled giving you increased storage space
- Just 270mm headroom requirement (300mm for larger sizes)
- Optional manual external release kit available
- Eight channel transmitter to activate your door and other compatible devices
- Class 5 wind load rating (Hurricane!)



Ear piercing 90dB forced lift alarm fitted as standard



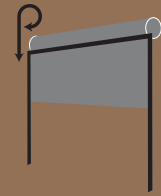
**ALARM!**



## FINISHES

		* <b>NEW!</b>	<b>NEW!</b>
Brilliant White	Buttermilk	Cream	Jade
*		*	
Mocca	Blue	Racing Green	Burgundy
<b>NEW!</b>		*	
Anthracite Grey	Teak	Black	
*			*Thermaglaze55 colour options - Woodgrain doors are available for internal fitting only.
Golden Oak	Dark Oak	Rosewood	
*			
Mahogany	Woodgrain Dark Blue	Woodgrain Dark Green	
<b>NEW!</b>	<b>NEW!</b>		
Metallic Silver	Metallic Bronze (Thermaglaze 55 only)		

Please note that the colour of the bottom lath may vary slightly from the rest of the door. Teak and metallic bronze doors are supplied with a solid brown bottom lath and guides.



**All the features only smaller!**

Where headroom is especially tight, the Thermagliding 55 has all the features of Thermagliding but requires only 205mm of headroom.

**Looks good inside out!**

The door can also be fitted to the exterior front face of the garage, the ideal solution for flat roof garages with no internal headroom. Better still, the lath has horizontal profile detailing to both concave and convex faces so doors fitted externally have the same attractive detailing as those fitted internally.



**STEEL ROLLER DOORS**

Steel-line roller doors are a design proven for exceptional durability and long term performance. Simple, clean lines and an excellent colour choice are just part of the appeal of the Steel-line door.



**FEATURES**

- Doors are designed for manual and automatic operation - Easyglide spring assisted operation ensures all doors are easy to operate by hand
- The AutoRolla ATA and Steel-line Unilift remote control openers makes automation easy
- Vertical travel gives "park right up" convenience
- The attractive horizontal steel ribbed design is inherently strong and as a result very secure.
- Key operated twin locking bars secure the door in the closed position
- Security can be further increased with the Rollguard anti-lever security package
- Available with a high performance Platisol coating or a high grade laminate woodgrain finish to the front face of the door, and a grey powder coat finish to the rear

**FINISHES**





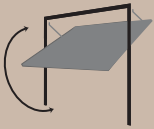


## UP & OVER DOORS

'Up & over' is by far the UK's most popular type of garage door operation, and Cardale up & over garage doors are available with a choice of two kinds of operating system, SafeLift Canopy and Slideaway Retractable gear.

Both conform fully to the latest European CEN standards and are ideal for remote controlled electric operation. With steel, timber, GRP (Glass Reinforced Polyester) and ABS (Acrylonitrile Butadiene Styrene) finishes you're spoilt for choice, indeed the range offers simply the widest selection found anywhere in the UK, with the added benefit of the Cardale quality brand.

### UP & OVER OPERATING GEAR



**SafeLift Canopy Gear**  
When opened, the door forms a 'canopy' with roughly one third of the door outside the garage.




**Maximizer II Slideaway and Slideaway retractable gear**  
A single or double Slideaway Retractable door opens along horizontal tracks inside the garage and retracts almost completely into the garage when opened.

Single doors (up to 2438mm / 8'0" wide) are available on SafeLift Canopy or Maximizer II Slideaway retractable gear (Maximizer features cranked lifting arms to increase the available drive through width at wing mirror height).

Double doors are available on Slideaway retractable gear.

### SIZES



Doors marked with the single sizes icon are available in standard single door sizes only (up to 2438mm/8'0" wide). Doors marked with the single and double door sizes icon are also available in standard double door sizes. Doors also marked with the made to measure icon are available made to order in intermediate sizes. See the main price list for the full range of sizes for each door style.



The Sheraton Shown in Weathergrain Golden Oak



### Excellent security...

All Cardale up & over doors feature multilatch slam latch security. Strong steel bracings, reinforcing plates and triple latches keep your door securely locked.

### STEEL UP & OVER DOORS

Secure, corrosion resistant garage doors, manufactured from premium grade galvanised steel with a choice of finishes as shown below.

**All Doors are available in all finishes unless marked.**

#### PRIMA


Primed ready for painting to a colour of your choice.




White Prima

#### PLASTISOL

High performance leathergrain Plastisol finish.



Weatherwhite



Weatherblack



Weatherbrown

#### WEATHERGRAIN

High performance woodgrain laminate.

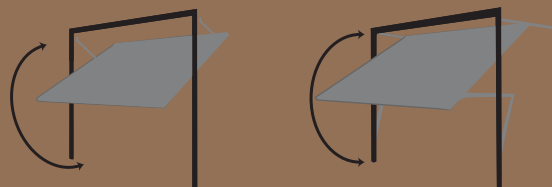


Weathergrain Golden Oak finish shown on an Adlington



Weathergrain Rosewood finish shown on a Sheraton

# Unrivalled choice...



Aries



Chevron Prima & Plastisol only



Europa Shown in Rosewood



Gemini



Brompton



Georgian Shown in Golden Oak



Jacobean Shown in Rosewood



Olympian Prima & Weatherwhite Plastisol only



Sheraton



Adlington



Bedford Shown in Rosewood



Berkeley



Gatcombe



Ibstock Shown in Golden Oak



## Automation Ready

We've tested all our operators with our doors - for a fully CE compliant door and operator **choose Cardale** - see page 14







# UP & OVER DOORS

## EURO OAK UP & OVER DOORS

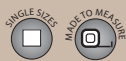
Euro Oak doors are simply stunning. Doors are constructed from solid oak mouldings and engineered oak infill panels. Engineered oak infill panels have a composite timber core to provide improved stability against weathering and ageing induced distortion. Oak doors are available in single sizes and are supplied on Slideaway Retractable double door gear (double doors are just too heavy). Frames are supplied as a knock down kit. All Cardale Euro Oak Doors are supplied finished in Sikken's clear satin. The finish has a one year guarantee. Doors will not be supplied using any other system or in an untreated condition.



Bedford



Berkeley Vertical



Burley



Gatcombe



Tudor



## TIMBER HERITAGE UP & OVER DOORS

Hand crafted using cedar faced mouldings on the finest quality external grade ply.



Bronte



Cardinal



Chiltern



Countryman



Dulwich



Hampstead



Hathaway



Midhurst



Stuart



Thornley



Trafalgar



Trafford



Tudor



Windsor

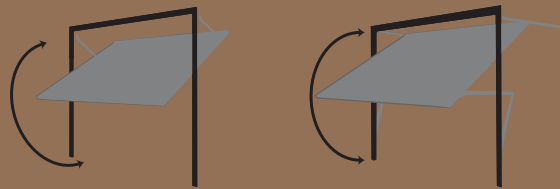


York





# Stunning timber...



## TIMBER FUTURA UP & OVER DOORS

Superior quality garage doors hand made from durable, solid cedar wood tongue & groove boards and mouldings.



Bedford



Bedford Chevron



Berkeley Chevron



Berkeley Vertical



Burley



Chevron



Cotswold



Gatcombe



Horizontal



Ibstock



Sandringham



Stamford



Strathmore



Theydon



Vertical



Wisley



### FINISHES

Futura and Heritage Timber up & over doors are supplied base coat stained for finishing to the colour of your choice. The doors are also available fully finished as an optional extra in four woodtones as shown.



### Automation Ready

We've tested all our operators with our doors - for a fully CE compliant door and operator **choose Cardale** - see page 14





# UP & OVER DOORS

## ABS ELITE UP & OVER DOORS

Impact resistant white ABS garage doors which closely match to white PVCu doors and windows.



### Automation Ready

We've tested all our operators with our doors - for a fully CE compliant door and operator **choose Cardale** - see page 14



## ABS ELITE UP & OVER DOORS

Impact resistant white ABS garage doors which closely match to white PVCu doors and windows.



Bedford



Berkeley Horizontal



Berkeley Vertical



Horizontal



Jacobean



President



Regal



Senator



Tudor



Vertical

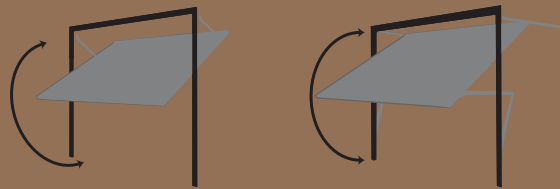


Victoriana






# Unique qualities...



## GLASSWOOD GRP UP & OVER DOORS

Highly detailed, low maintenance timbergrain effect GRP doors available in twelve woodtone finishes.



\*Although sharing the same name, Rosewood Glasswood GRP doors and Rosewood Weathergrain steel frames are not a match for colour. Dark Mahogany is the closest in colour - always ask to see a sample if you are unsure.



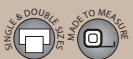
Aspen



Chelsea



Collingtree



Gwent



Hambleton



Lyndhurst



Nelson



Sulgrave



Sutherland



Mansfield



## GLASS WHITE GRP UP & OVER DOORS

A range of hand made, low-maintenance high gloss white GRP garage doors.



Arcadian



Belgravia



Carolina



Chelsea



Elgin



Georgian



Gloucester



Herald



Sunburst



Westminster





# SIDE HINGED DOORS

Side hinged doors are pre-framed and come complete with a brass effect Euro profile night latch and deadlock, a pair of door stays, two monkey tail shoot bolts and four anti-drop anchored dog bolt hinges per door leaf. This standard specification represents the highest quality and value combination available - choose a Cardale side hinged door!

A security and draught pack with three point locking for the active leaf and "monkey fur" draft sealing is available as an option - see page to the right. Doors open outwards with the lock on the right when viewed from the outside. Left hand opening is available as an option.



Brass effect Finger pull and lock cylinder

## STEEL SIDE HINGED DOORS

Secure, corrosion resistant garage doors, manufactured from premium grade galvanised steel with the same choice of finishes as up and over doors - see page 6.



Brompton



Europa



Gemini



Georgian



## TIMBER CLASSIC SIDE HINGED DOORS

Traditional side-hinged solid cedar or cedar face mouldings on exterior grade ply garage doors.



Chevron



Garage Light



Gatcombe



Malvern



Milton



Rutland



Vertical



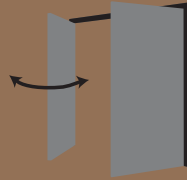
Timber Classic doors are supplied basecoat stained ready for finishing to the colour of your choice. As an option doors are available fully finished in 4 woodtones as timber up and over doors - see page 9 for colours.

Shakespeare





# Unsurpassed design...



The main image shows the bracing and security arrangement on the back of a steel side hinged door. The inset shows the twin locking rods and foot operated floor bolt supplied as an option with the security pack. The detail left shows the heavy duty night latch and double throw deadlock (the lock is also used on our personnel door range shown below).

## GRP SIDE HINGED DOORS

The Dorset is low-maintenance high gloss white and the Surrey and Cornwall Glasswood are available in all the woodgrain woodtones shown with the up and over GRP range - see page 11.



Dorset Glasswhite



Surrey Glasswood



Cornwall Glasswood



## ABS ELITESIDE HINGED DOORS

Impact resistant white ABS garage doors which closely match to white PVCu doors and windows.



Bedford



Berkeley Horizontal



Berkeley Vertical



Regal



Senator



Tudor

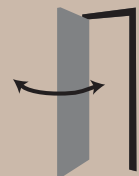


Victoriana



## PERSONNEL DOORS

A range of personnel doors, popular as a side entrance to a garage is available in steel and GRP designs. Personnel doors are pre-framed and come complete with a brass effect Euro profile night latch and deadlock and four anti-drop anchored dog bolt hinges per door leaf. A security and draught fur pack with three point locking and "monkey fur" draft sealing is available as an option. Doors open outwards only with the lock on the right when viewed from the outside. Left hand opening available as an option.



## STEEL PERSONNEL



Brompton

Europa

Gemini

Georgian



## GRP PERSONNEL



Dorley Glasswhite

Surbiton Glasswood





## ACCESSORIES

### REMOTE CONTROL

All roller and up & over doors are designed for automation. Each of Cardale's operators has been tested with our doors and is compliant and certified to the latest European standards for safety, performance and reliability (CE marking). **We strongly recommend a CE marked door and electric operator system is a priority in your decision and Cardale products are the ideal choice.**



### AUTOROLLA ATA & STEEL-LINE UNI-LIFT OPERATOR

The AutoRolla-ATA and the Steel-line Uni-Lift roller door operator (see page 5 for Steel-line roller doors) have motors proven for reliability and require the minimum of space. The AutoRolla-ATA is an integrated unit with motor, control and light in one compact unit, along with a range of advanced features. The Steel-line Uni-Lift operator control and light unit is independent from the motor allowing for convenient wall mounting. The unit can be supplied with your door or fitted at a later date - but why wait for remote control luxury!



### AUTOGLIDE

Purpose built, this very safe and secure Trackless Canopy door operator features the **smart entry system**. There is no need for bow arm conversion with their inherent loss of drive through height and the door's latching system is retained for additional security. With a smooth, quiet DC motor, the compact Autoglide operates on the side track of the door and does not intrude into the roof space of the garage. Lock handles must be fitted for Autoglide installations.



### AUTOPRO

The Autopro range is the new generation of operators from Cardale and is truly state of the art. The Autopro DC-650NIII and the Autopro DC-800NIII have an extended range of performance features and control options (the DC-800NIII has more features and more important, extra power needed to lift the very largest doors). The DC range is suitable for all Slideaway retractable doors. The feature list is unrivalled:

- DC motor drive system with selectable '**Soft Start & Stop**' for improved safety and quieter closing.
- Chain, the **incredibly quiet toothed cable** or the **super smooth Kevlar belt drive boom** options.
- Patented **Reference Point Technology** means the opener always knows the precise position of the door and constantly measures and monitors forces for ultimate safety and sensitivity.
- The Autopro not only monitors itself, the **Doorsafe** monitoring feature constantly measures the door's performance and activates the safety systems should the door begin to operate outside the force safety envelope.
- An **anti-thief 'backdrive'** feature senses any attempt to force the door open and engages the motor to push back giving further protection against unauthorised entry.
- The motor powers the door shut and is **classified as a lock**.
- Energy saving circuitry keeps standby power consumption to a minimum.
- **Quick** - most doors will open in around 15 seconds.
- **Easy add transmitter** technology allows multiple handsets to be coded in seconds.
- **281 billion coding options** with anti-cloning protection.
- **4 channel 868MHz** transmitter to control up to 3 further compatible items (relay units may be required).
- Numerical double digit display and diagnostics ensure the system **status is visible at a glance**.
- **Homelink integrated systems compatible**. (433MHz easy to exchange receiver (optional) may be required dependent on the homelink software version on your vehicle).
- A range of accessories for controlling lights and gates, wireless keypads and other access controls is available.



Comprehensive control options



### AUTOENTRY


The Autoentry DC-550NIII is our entry level operator. It has the power to open single and double doors and has all the safety features of the Autopro range.

**autopro**  
DC650N-III DC800N-III



# Make it your own...

## WINDOWS



Plain Black Smoked Translucent (stippled) Transparent

Plain black is available on the steel Bedford, all ABS and GRP doors. Smoked and Transparent are only available on GRP doors. Translucent is available on all styles and standard on timber.



Diamond Lattice Square Lattice Queen Anne Lattice

Diamond and Square Lattice are available on the steel Sheraton, Brompton and Ibstock, the timber Cotswold, Hathaway, Midhurst, Stamford, and Trafford, the ABS Elite Regal and Senator and the GRP Belgravia, Georgian, Lyndhurst and Mansfield styles. Queen Anne Lattice is only available on ABS Elite Regal and Senator doors.



Tudor Rose Feature Ruby Feature Tulip Feature Phoenix Feature Jewel Feature Sari Feature

Feature windows are available on the steel Sheraton and Ibstock and timber Cotswold, Ibstock, Stamford, and Hathaway.



Doors with the window option symbol are available with glazing. If the door does not have windows in its standard design (e.g. the Steel Sheraton) the window panels will be fitted to the top design detail.




## HANDLES



Black handles are supplied with steel, Futura and Heritage timber up & over garage doors. Brass effect handles are available as an optional extra.



Brass effect handles are supplied with Euro Oak, ABS and GRP up & over garage doors. Black handles are available as a no cost option.



Steel-line Roller doors are supplied with a black pull handle. (Thermaglide doors do not require a handle).



A handle-less security flush lock is available as an option on Steel Aries, Europa and Gemini up & over garage doors.



A Brass effect finger pull is supplied with side hinged and personnel doors.


## FRAMES

Up and over doors are available with the option of a frame and it is a recommended choice for a high quality installation. Single doors (up to 2438mm/8'0" wide) are supplied pre-framed and double doors (over 2438mm/8'0" wide) are supplied with the frame as a knock-down kit for assembly when the door is installed.

Side hinged and personnel doors are supplied framed as standard.

Frames are available in the same finish options as shown for steel up and over doors.

Roller garage doors have integral guide channels.





## Product guarantees Subject to conditions set out below;

- (a) Cardale garage doors are guaranteed against any form of manufacturing defect for a period of **2 years** from the date of original purchase.
- (b) Cardale Doors Limited also guarantee that its garage doors will operate safely and reliably for a period of **10 years** from original installation.
- (c) Cardale electric operators are guaranteed against any form of manufacturing defect for a period of **5 years** for mechanical elements, motors and transformers and for a period of **2 years** for other electronic and radio equipment.
- (d) The Exterior finish is guaranteed to provide an effective weatherproof membrane which will resist perforation of the substrate from the weather side due to corrosion for the periods indicated below. Colour change or fade to the exterior surface will be limited and uniform during the guarantee period.

**10 years** - Plastisol and Weathergrain Steel, ABS Elite, Steel-line and Thermaglide.

**2 years** - Fully finished timber doors, GRP, Primed Steel and basecoat treated Timber Doors

**1 year** - Euro Oak Doors

Guarantees are subject to the condition as set out below;

1. During the comprehensive 2 year guarantee period Cardale Doors Limited undertake to repair or replace (at its discretion), and without charge, products or components which have suffered any form of manufacturing defect. Claims must be notified within 3 days from the date of delivery or within a reasonable time after discovery of any defect.
2. Products covered by these guarantees must have been purchased through an authorised Cardale garage door distributor or as original equipment attached to a newly built dwelling.
3. The warranties shall apply for normal use only. Normal use constitutes no more than 5 operations (open/close cycles) per day.
4. The warranties offered attach to the Cardale product only and no consequential damages will apply no matter how caused.
5. No liability will be accepted as a result of normal wear and tear, incorrect storage, incorrect handling, faulty installation, incorrect use or wilful damage.
6. Claims under this guarantee must be made through the original supplier and accompanied by relevant documentation indicating the date of purchase (e.g. receipt).
7. Cardale Doors Limited maximum liability shall be the original purchase price inclusive of Value Added Tax at the rate prevailing when supplied.
8. Any product which is the subject of a claim:
  - i) must have been correctly installed in accordance with the installation instructions supplied and thereafter properly maintained by a suitably experienced engineer on a regular basis as set out in the Maintenance and Operating Instructions provided with every door. (Additional copies of these instructions are available by calling 01280 703022). We recommend that regular maintenance is provided by a suitably experienced engineer. See your Yellow Pages for your local Cardale Garage Door or AGDS specialist.
  - ii) must have the manufacturers reference number still intact (found on the barcode label on the door)
  - iii) must not have been modified in any way.
9. Claims will not be accepted where the cause is due to:
  - i) impact or mechanical damage suffered during or following installation, e.g scratches, indentations, tears, scuffs or other surface abrasion.
  - ii) damage or discolouration caused by contact with any form of caustic, abrasive or corrosive substance, fumes, bird droppings, fire, smoke, floodwater, salts, acids, or from exposure to abnormal atmospheric pollution.
10. This guarantee excludes normal wear and tear on items such as cones, cables, spindles, lock cylinders, hinges or springs.
11. Only Cardale original spare parts must be used when required. The use of non-Cardale parts shall invalidate this guarantee. Warranty period for replacement parts is 6 months or the balance of the original warranty period if greater.
12. The Exterior Finish Guarantee applies only to the weatherside surface and where more than 5% of the surface area of the door is affected. Surfaces must be freely exposed to washing by rainfall and kept clear of accumulated dirt and debris and given equal exposure to local environmental conditions and consistent natural lighting conditions across the face of the door. Special attention is drawn to Clause (9) (ii).
13. Primed steel doors and basecoat treated timber doors must receive a suitable exterior quality finishing topcoat immediately after installation. This topcoat finish must be applied strictly in accordance with the manufacturer's instructions.
14. The guarantee period for electric operators excludes batteries, fuses and light bulbs.
15. Parts replaced free of charge become the property of Cardale Doors Limited.
16. Attempted repairs by non-qualified individuals shall invalidate this guarantee.
17. The specific terms of this guarantee shall only apply to products purchased on or after October 2006 within the UK and Eire.
18. Cardale garage doors and associated products are sold subject to the Cardale Doors Limited Standard Terms and Conditions of Sale, copies of which are available upon request. Cardale Doors Limited shall not be liable as a result of any representation, implied warranty or other term or condition or for any consequential loss or damage, costs, expenses or other claims whatsoever except as expressly set out in these Terms and Conditions of Sale.

A Service Passport is supplied with every Cardale garage door and this document contains useful information on how to look after your door. It also includes a Service Record section in which to record each time your door receives regular routine servicing. This record will be useful in the unlikely event of a claim under this guarantee.

Presented by:

**CARDALE**  
GARAGE DOORS  
Strong • Stylish • Secure



For more information or to request a brochure on any of Cardale's ranges of Garage Doors and accessories, contact:

Cardale Doors Ltd, Farm Road, Buckingham Road Industrial Estate,  
Brackley, Northamptonshire NN13 7EA

Tel: 0800 581082 Fax: 01280 844564 [www.cardale.com](http://www.cardale.com)



A member of  
CARDALE GROUP



*Cardale reserves the right to alter specifications to design and manufacture without notification. All specifications are correct at time of publication, errors and omissions excepted.*

DPIN 400007: August 2008